

BALDOR® • RELIANCE 

Product Information Packet

CEBM3615T

5HP, 1750RPM, 3PH, 60HZ, 184TC, 3642M, TEFC, F1

Part Detail							
Revision:	J	Status:	PRD/A	Change #:		Proprietary:	No
Type:	AC	Elec. Spec:	36WGS268	CD Diagram:	CD0005	Mfg Plant:	
Mech. Spec:	36E047	Layout:	36LYE047	Poles:	04	Created Date:	10-09-2015
Base:	RG	Eff. Date:	02-07-2018	Leads:	9#16		

Specs			
Catalog Number:	CEBM3615T	Insulation Class:	F
Enclosure:	TEFC	Inverter Code:	Inverter Ready
Frame:	184TC	KVA Code:	J
Frame Material:	Steel	Lifting Lugs:	No Lifting Lugs
Output @ Frequency:	5.000 HP @ 60 HZ	Locked Bearing Indicator:	Locked Bearing
Synchronous Speed @ Frequency:	1800 RPM @ 60 HZ	Motor Lead Quantity/Wire Size:	9 @ 16 AWG
Voltage @ Frequency:	460.0 V @ 60 HZ	Motor Lead Exit:	Ko Box
	230.0 V @ 60 HZ	Motor Lead Termination:	Flying Leads
XP Class and Group:	None	Motor Type:	3642M
XP Division:	Not Applicable	Mounting Arrangement:	F1
Agency Approvals:	UR	Power Factor:	78
	CSA EEV	Product Family:	General Purpose
	CSA	Pulley End Bearing Type:	Ball
Auxillary Box:	No Auxillary Box	Pulley Face Code:	C-Face
Auxillary Box Lead Termination:	None	Pulley Shaft Indicator:	Standard
Base Indicator:	Rigid	Rodent Screen:	None
Bearing Grease Type:	Polyrex EM (-20F +300F)	RoHS Status:	ROHS COMPLIANT
Blower:	None	Shaft Extension Location:	Pulley End

Current @ Voltage:	13.400 A @ 230.0 V	Shaft Ground Indicator:	No Shaft Grounding
	13.900 A @ 208.0 V	Shaft Rotation:	Reversible
	6.700 A @ 460.0 V	Shaft Slinger Indicator:	No Slinger
Design Code:	B	Speed Code:	Single Speed
Drip Cover:	No Drip Cover	Motor Standards:	NEMA
Duty Rating:	CONT	Starting Method:	Direct on line
Electrically Isolated Bearing:	Not Electrically Isolated	Thermal Device - Bearing:	None
Feedback Device:	NO FEEDBACK	Thermal Device - Winding:	None
Front Face Code:	Brake Mounting	Vibration Sensor Indicator:	No Vibration Sensor
Front Shaft Indicator:	None	Winding Thermal 1:	None
Heater Indicator:	No Heater	Winding Thermal 2:	None

Nameplate NP1259L										
CAT.NO.	CEBM3615T									
SPEC.	36E047S268G1									
HP	5									
VOLTS	230/460									
AMP	13.4/6.7									
RPM	1750									
FRAME	184TC				HZ	60			PH	3
SER.F.	1.15		CODE	J	DES	B		CL	F	
NEMA-NOM-EFF	89.5		PF	78						
RATING	40C AMB-CONT									
CC	010A				USABLE AT 208V			13.9		
DE	6206				ODE	6205				
ENCL	TEFC		SN							

Parts List		
Part Number	Description	Quantity
SA308677	SA 36E047S268G1	1.000 EA
RA296013	RA 36E047S268G1	1.000 EA
36CB3004	36 CB CASTING W/1.09 DIA LEAD HOLE @ 6:0	1.000 EA
36GS1000SP	GASKET-CONDUIT BOX, .06 THICK #SV-330 LE	1.000 EA
51XB1016A08	10-16X 1/2HXWSSLD SERTYB	2.000 EA
11XW1032G06	10-32 X .38, TAPTITE II, HEX WSHR SLTD U	1.000 EA
HW3001B01	BRASS CUP WASHER, FOR #10 SCREW	1.000 EA
36EP3306A04	FR ENDPLATE, MACH .281 FOR T-BOLT, W/O T	1.000 EA
HW4500A01	1641B(ALEMITE)400 UNIV, GREASE FITT	1.000 EA
HW5100A05	WVY WSHR F/205 & 304 BRGS	1.000 EA
36PE3301A23	PUEP ASSEMBLY FOR ROUTING PURPOSES	1.000 EA
HW4500A01	1641B(ALEMITE)400 UNIV, GREASE FITT	1.000 EA
10XN2520A28	1/4-20X 1 3/4 HEX HD	4.000 EA
HW1001A25	LOCKWASHER 1/4, ZINC PLT .493 OD, .255 I	4.000 EA
BR1003A01	BRAKE RELEASE LEVER	1.000 EA
HW2501D08	KEY, 3/16 SQ X .875 AUTO	1.000 EA
51XB1214A16	12-14X1.00 HXWSSLD SERTYB	1.000 EA
HA1014A02SP	SPL SPACER FOR FAN COVER MTD ON BRAKE	3.000 EA
51XN1032A07	10-32 X 0.438 HX WS SL SR ZN	3.000 EA
35FH5000A08	FAN COVER ASSY FOR BRAKE MTRS,W/ PRIMER	1.000 EA
51XW1032A06	10-32 X .38, TAPTITE II, HEX WSHR SLTD S	3.000 EA
36CB4516	36 LIPPED CB LID - GALVANNEAL	1.000 EA
37GS1001SP	GASKET, CONDUIT BOX LID, .06 THICK LEXID	1.000 EA
51XW0832A07	8-32 X .44, TAPTITE II, HEX WSHR SLTD SE	4.000 EA

Parts List (continued)		
Part Number	Description	Quantity
HW2501E16	KEY, 1/4 SQ X 1.750	1.000 EA
HA7000A02	KEY RETAINER RING, 1 1/8 DIA, 1 3/8 DIA	1.000 EA
85XU0407S04	4X1/4 U DRIVE PIN STAINLESS	2.000 EA
HW3200A01	3/8-16X3/4 I-BLT WELDED F/S	1.000 EA
MJ1000A02	GREASE, MOBIL POLYREX EM - 124047	0.050 LB
35FN3002A05SP	EXFN, PLASTIC, 6.376 OD, .638 ID	1.000 EA
MG1000Y03	MUNSELL 2.53Y 6.70/ 4.60, GLOSS 20,	0.022 GA
HA3101A29	THRUBOLT- 1/4-20 X 13.000 X	4.000 EA
LB1115N	LABEL,LIFTING DEVICE (ON ROLLS)	1.000 EA
76BK6100DQF	1-056-061-00-DQF BRAKE TDR 96653	1.000 EA
84XN3816J36	3/8-16X2-1/4 SOCK HD, BK OX	4.000 EA
LB1404	BRAKE CONNECTION LABEL	1.000 EA
LC0005E01	CONN.DIA./WARNING LABEL (LC0005/LB1119N)	1.000 EA
NP1259L	ALUM SUPER-E UL CSA-EEV CC NEMA PREMIUM	1.000 EA
G0PA1000	PKG GRP, PRINT PK1026A06	1.000 EA
MN416A01	TAG-INSTAL-MAINT no wire (1200/bx) 3/19	1.000 EA

AC Induction Motor Performance Data

Record # 35063 - Typical performance - not guaranteed values

Winding: 36WGS268-R016	Type: 3642M	Enclosure: TEFC
-------------------------------	--------------------	------------------------

Nameplate Data				460 V, 60 Hz: High Voltage Connection	
Rated Output (HP)	5			Full Load Torque	14.9 LB-FT
Volts	230/460			Start Configuration	direct on line
Full Load Amps	13.4/6.7			Breakdown Torque	52.2 LB-FT
R.P.M.	1750			Pull-up Torque	31.5 LB-FT
Hz	60	Phase	3	Locked-rotor Torque	34.9 LB-FT
NEMA Design Code	B	KVA Code	J	Starting Current	49.1 A
Service Factor (S.F.)	1.15			No-load Current	3.24 A
NEMA Nom. Eff.	89.5	Power Factor	78	Line-line Res. @ 25°C	2.27 Ω
Rating - Duty	40C AMB-CONT			Temp. Rise @ Rated Load	71°C
S.F. Amps				Temp. Rise @ S.F. Load	87°C
				Locked-rotor Power Factor	39.8
				Rotor inertia	0.391 LB-FT ²

Load Characteristics 460 V, 60 Hz, 5 HP

% of Rated Load	25	50	75	100	125	150	S.F.
Power Factor	39	60	72	78	83	83	81
Efficiency	85	89.7	90.6	89.6	88.6	87	89
Speed	1789	1776	1762	1750	1733	1714	1740
Line amperes	3.55	4.31	5.43	6.65	7.94	9.64	7.42

Performance Graph at 460V, 60Hz, 5.0HP Typical performance - Not guaranteed values

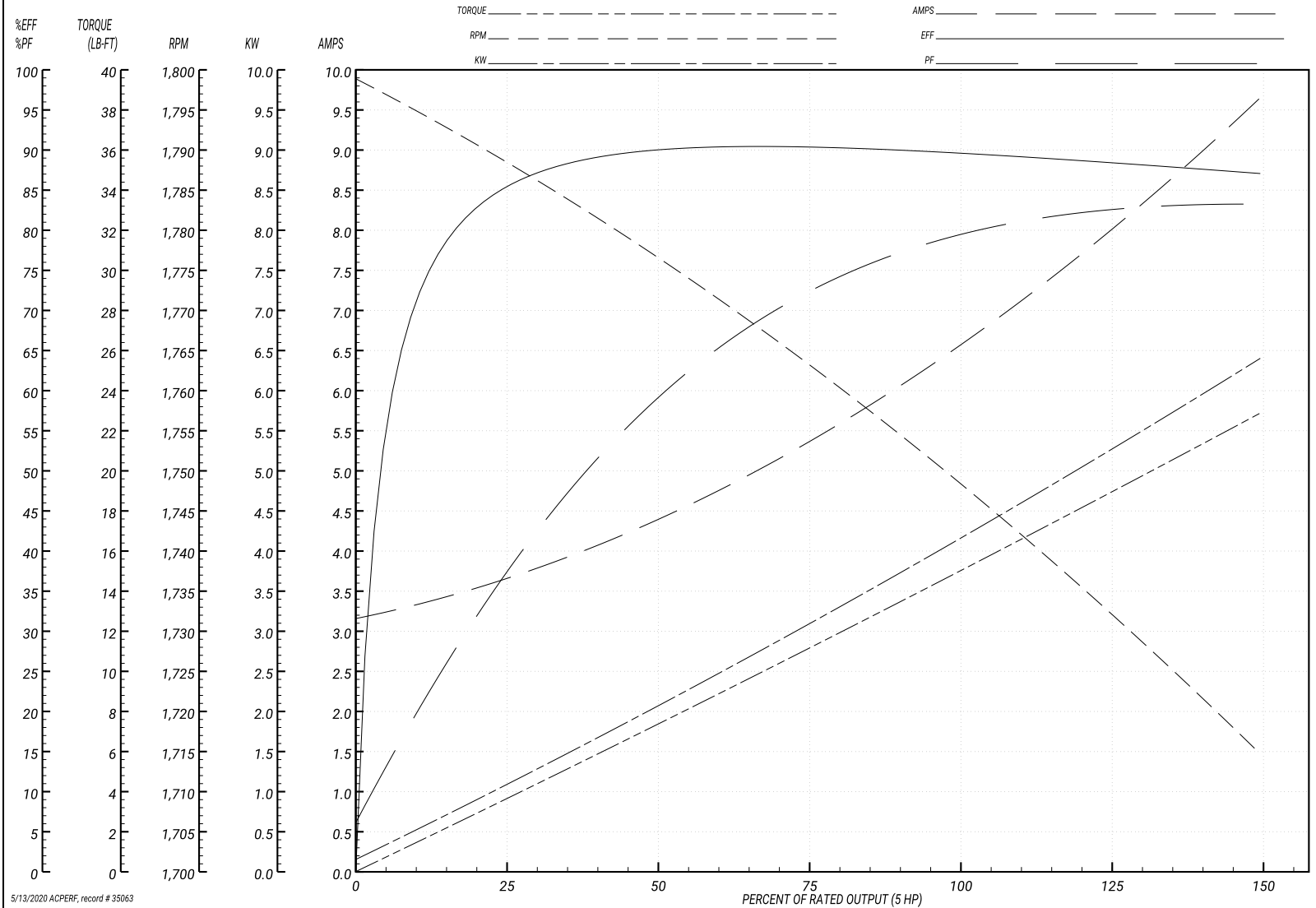
ABB Motors and Mechanical Inc.

WINDING # 36WGS268

Typical performance - not guaranteed values.

5 HP 3 PH 60 HZ 1750 RPM 460 V 3642M

TORQUES(LB-FT): PO=52.2 PU=31.5 LR=34.9 LRA=49.1

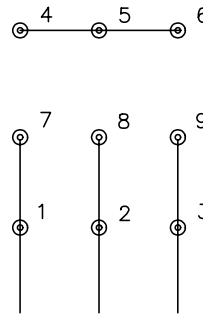


5/13/2020 ACPERF, record # 35063

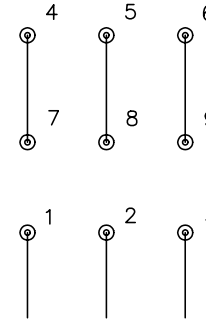
CD0005



LOW VOLTAGE
(2Y)



HIGH VOLTAGE
(1Y)



NOTES:

1. INTERCHANGE ANY TWO LINE LEADS TO REVERSE ROTATION.
2. OPTIONAL THERMOSTATS ARE PROVIDED WHEN SPECIFIED.
3. ACTUAL NUMBER OF INTERNAL PARALLEL CIRCUITS MAY BE A MULTIPLE OF THOSE SHOWN ABOVE.
4. LEAD COLORS ARE OPTIONAL. LEADS MUST ALWAYS BE NUMBERED AS SHOWN.

REV. DESC: REVISE TO SHOW OPTIONAL COLORS			
REV. LTR: E	BY: JLP	REVISED: 01/19/99 10:15	TDR: 0171435
900000		FILE: AAA00005140	MDL: -
		MTL: -	

BALDOR ELECTRIC Co.

3PH, DV, 9 LEADS

CD0005